



Philadelphia Corporation for Aging

Fiscal Year 2024 - 2025 Budget
Public Hearing

June 12, 2024





**Community &
Connection**



Help in the Home



Protection & Advocacy



Caregiver Support

Philadelphia Corporation for Aging

- Area Agency on Aging for Philadelphia County
- Established in 1973
- Private, nonprofit organization
- Mission: *To improve the quality of life for older Philadelphians and people with disabilities and to assist them in achieving their maximum level of health, independence, and productivity*



Governor's Proposed FY 2024-25 Budget

- FY 2025 proposed \$48.3 billion budget includes:
 - Over 5 million dollars for AAAs to pursue innovative housing initiatives
 - 11.7 million dollars to launch Aging Your Way, PA
 - 10 million dollars to PENNCARE
 - 4 million dollars to senior center network

Aging Our Way, PA

- A 10-year, state-led and stakeholder-driven strategic plan.
- 17 Aging Our Way, PA, listening sessions in 14 different zip codes in Philadelphia to inform the Aging our Way, PA plan.
- Five priorities:
 - Unlock access
 - Aging in community
 - Gateways to independence
 - Caregiver supports
 - Education & navigation
- Each priority will be advanced via 36 strategies and 163 tactics.



2024-2028 Area Plan

- ACL key topic areas
 - OAA core programs, COVID-19, equity, expanding access to HCBS, and caregiving
- Aging Our Way, PA priorities
 - Unlock access, aging in community, gateways to independence, caregiver supports, and education & navigation
- Community Outreach & Needs assessment
 - 17 listening sessions (Aging Our Way, PA)
 - Demographic and population data



2024-2028 Area Plan

2024-2028 Area Plan Five Goals:

- Continue to target the OAA core programs to those in greatest economic and social need to support aging in place and decrease the risk of institutionalization.
- Maintain relationships and improve services based on lessons learned during the COVID-19 pandemic.
- Continue to address equity issues impacting consumer's social determinants of health (SDoH) and access to resources, with special attention to those experiencing the greatest social and economic needs.
- Explore innovative techniques to expand access to home and community-based services (HCBS).
- Strengthen caregiver services.

PCA's Impact on Social Determinants of Health



Economic Stability

- Emergency Fund
- Employment Services
- Legal Services
- Benefits Access




Social & Community Context

- Senior Community Centers
- Volunteer Services
- Senior Companion Program
- Community Living Options



Neighborhood & Built Environment

- Home Repairs and Modifications
- Livable Communities



Health Care Access and Quality

- Access to Services
- Nutrition Programs
- Caregiver Support
- Ombudsman Services
- Care Management
- Protective Services

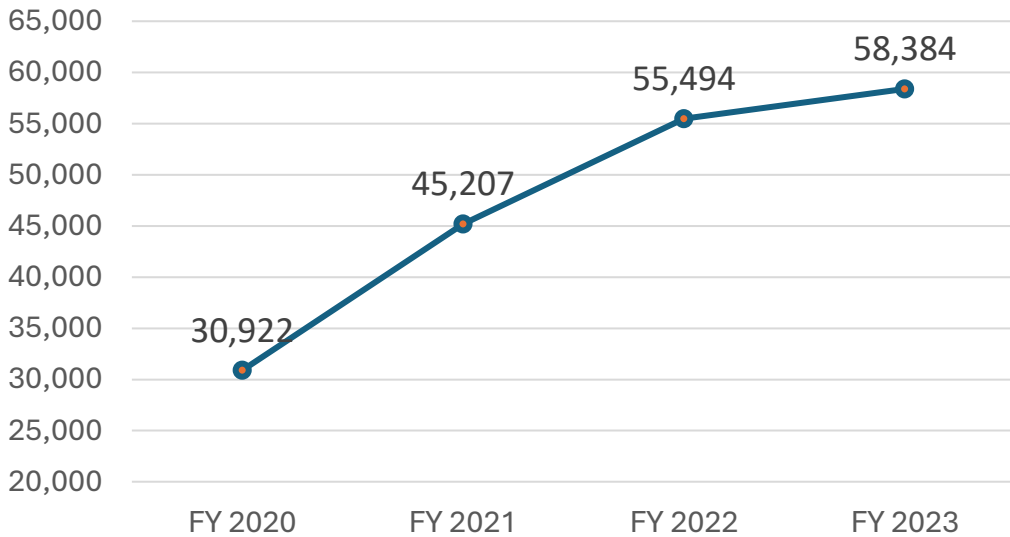


Education Access and Quality

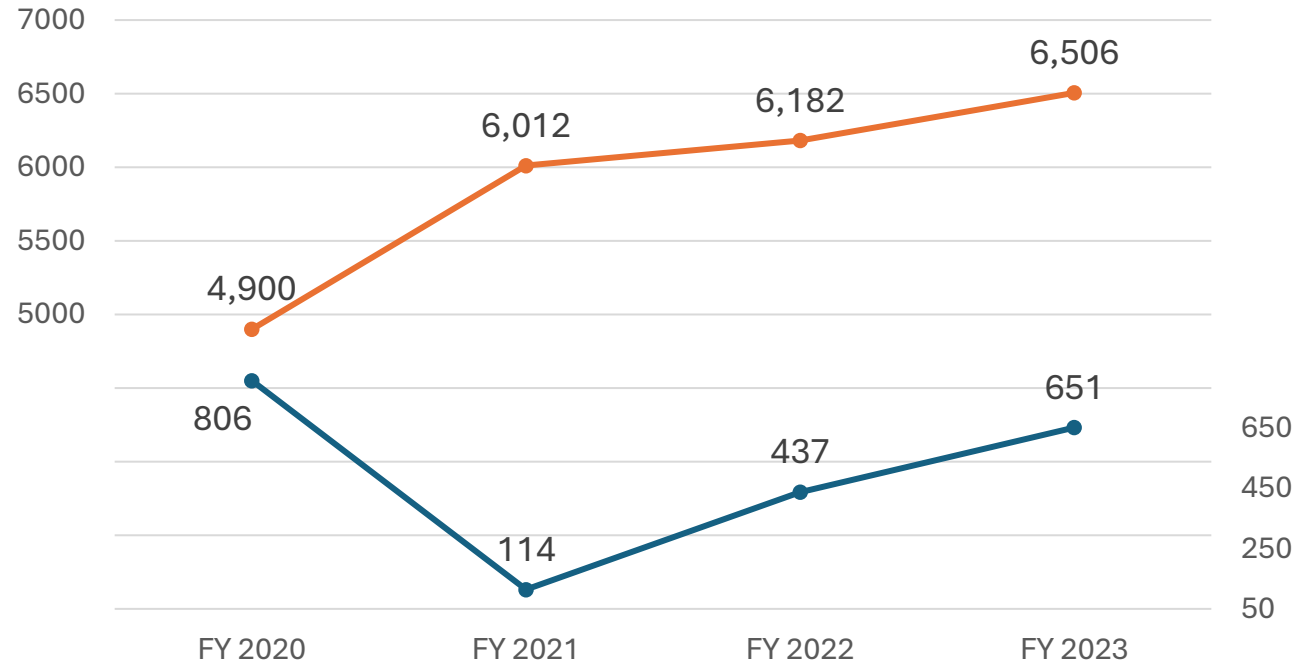
- Helpline
- Health and Wellness Programs
- PA MEDI
- Community Outreach

PCA Programs and Services Provided: FY 20 – FY 2023

Help in the Home



● Eligibility Assessment (# of assessment conducted)

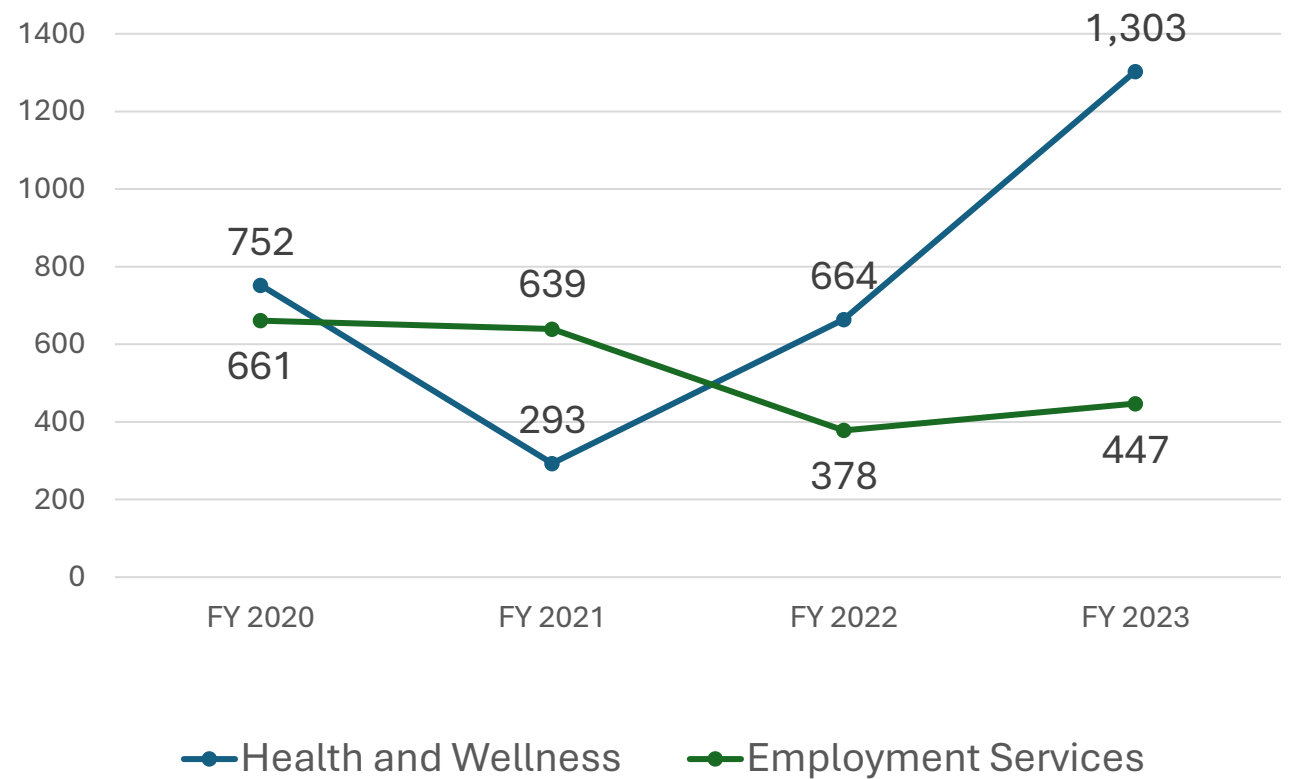
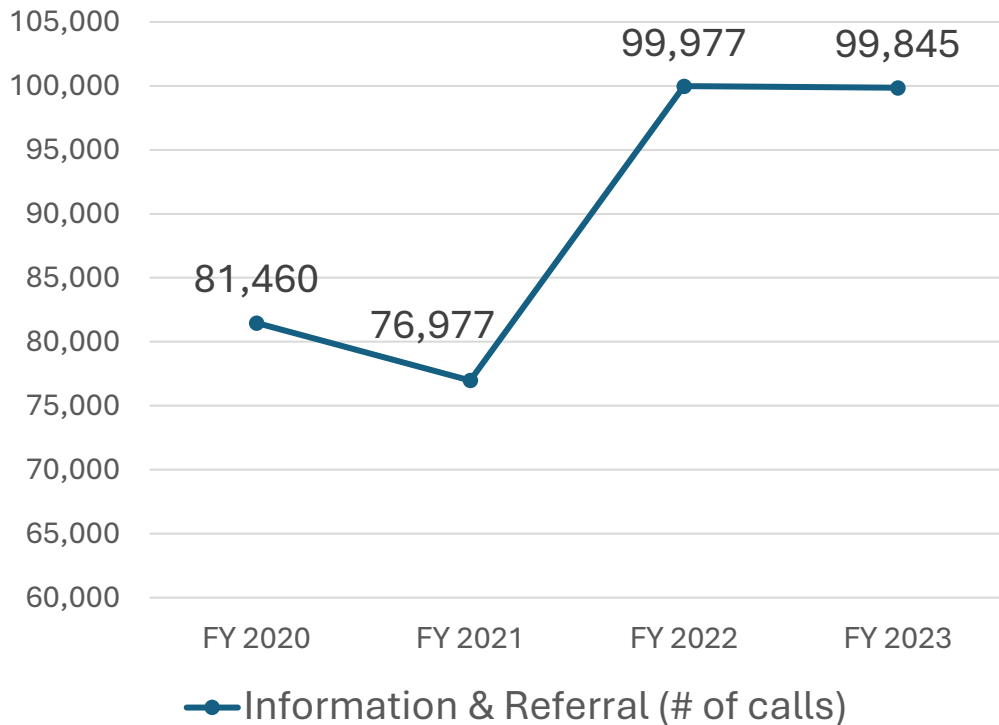


● OPTIONS Care Management (# of consumers served)

● Home Repairs and Modifications (# of jobs completed)

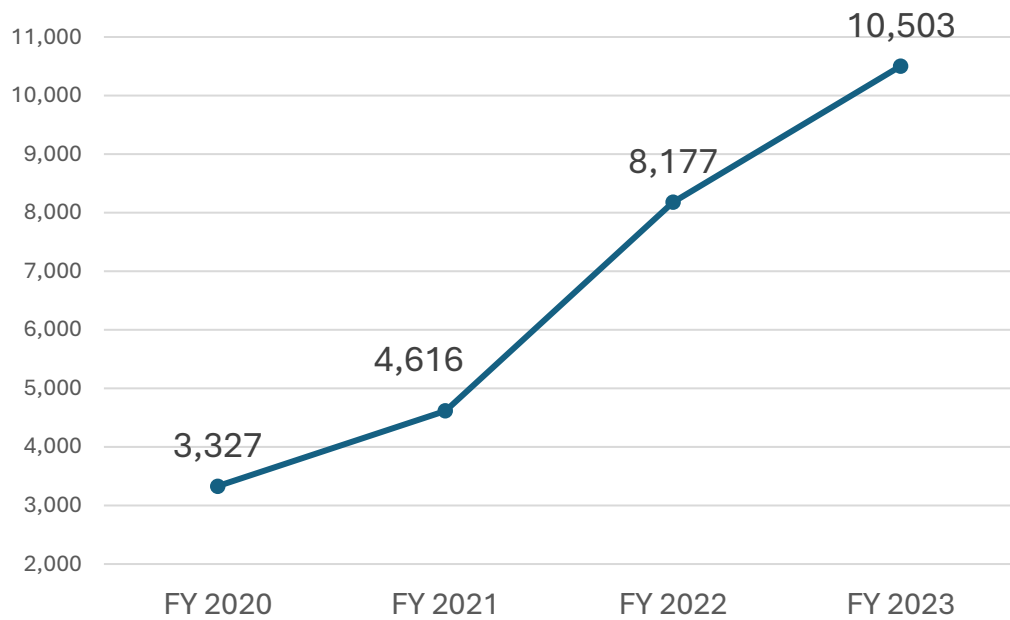
PCA Programs and Services Provided: FY 20 – FY 2023

Community and Connection

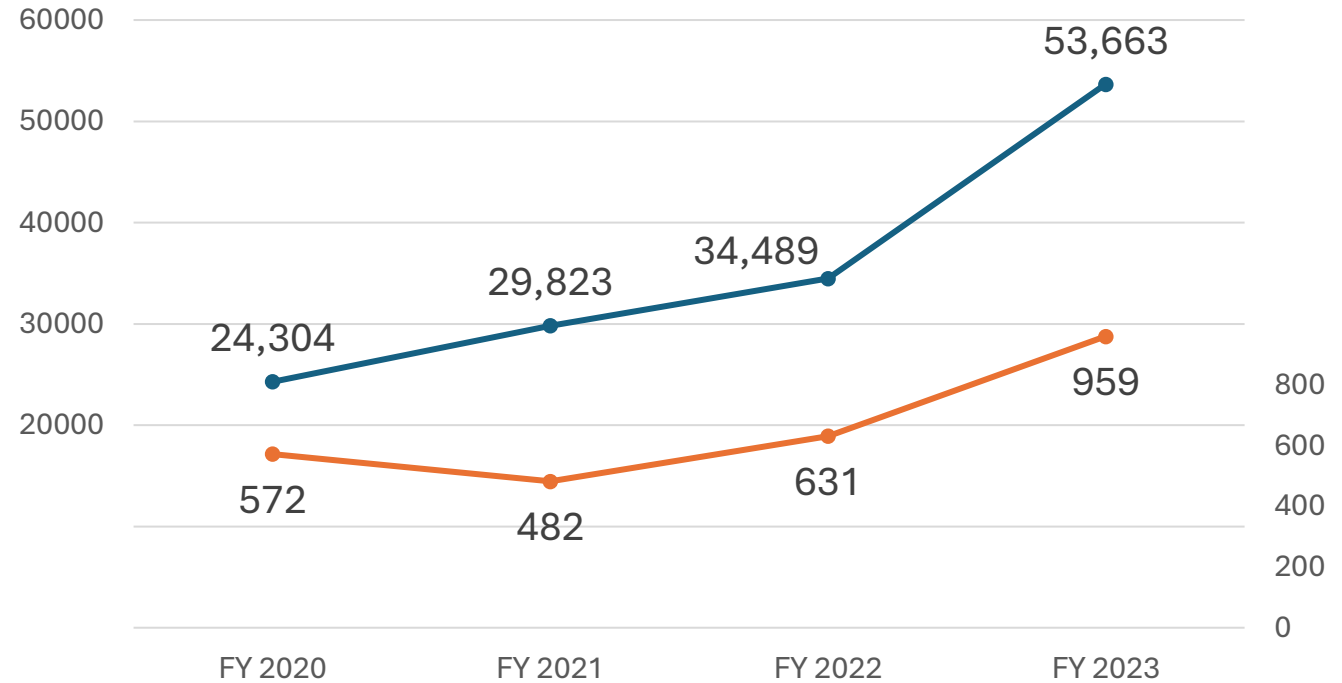


PCA Programs and Services Provided: FY 20 – FY 2023

Protection and Advocacy



—●— Older Adult Protective Services (# of Reports of Needs)



—●— Legal Assistance (# of units) —●— Emergency Fund (# of people)

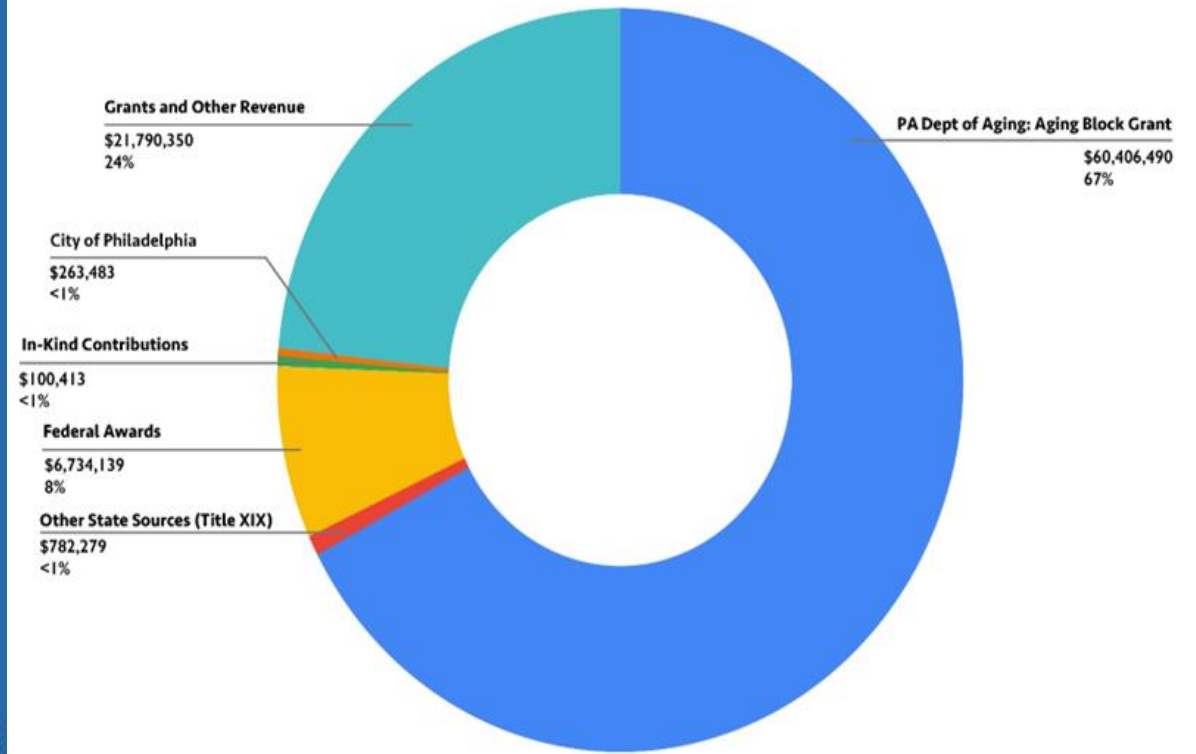
Fiscal Year 2025 Projected Revenue

Public Support:

PA Dept of Aging: Aging Block Grant	\$60,406,490	67%
Other State Sources (Title XIX)	\$782,279	<1%
Federal Awards	\$6,734,139	8%
City of Philadelphia	\$263,483	<1%
Subtotal	\$68,186,391	

Other Revenue:

In-Kind Contributions	\$100,413	<1%
Grants and Other Revenue	\$21,790,350	24%
Subtotal	\$21,890,763	
Total Revenue	\$90,077,154	100%



Fiscal Year 2025 Projected Expenses

Long Term Care: 64%

Adult Day Care	\$162,273
Assessments	\$7,580,560
Care Management	\$8,419,942
Consumer Reimbursement	\$3,010,109
Domiciliary Care	\$912,915
Guardianship	\$553,715
Home Delivered Meals	\$9,923,187
Home Support	\$179,334
Medical Equipment & Supplies	\$271,996
Ombudsman	\$641,780
Personal Assistance	\$5,397,971
Personal Care	\$7,103,488
Professional Evaluation	\$90,006
Protective Services	\$12,831,525
Subtotal	\$57,078,800

Community Services: 15%

Congregate Meals	\$5,397,844
Employment	\$1,146,749
Legal Assistance	\$449,274
Senior Companion	\$368,645
Senior Community Center Services	\$6,241,842
Volunteer Services	\$3,074
Subtotal	\$13,607,428

Access Services: 7%

ADRC	\$165,101
Information and Assistance	\$4,618,107
Passenger Transportation	\$1,800,000
Subtotal	\$6,583,208

Environmental Modifications: 3%

	\$3,083,786
--	-------------

Administration: 11%

	\$9,723,932
--	-------------

Total Expenses \$90,077,154

Community Testimony

- Reneé Cunningham, Center In Park



Q & A

Any questions?



Thank you!



PHILADELPHIA CORPORATION FOR AGING

Enriching lives, preserving dignity.™

PCA Helpline 215-765-9040

www.pcaCares.org